



This letter is intended as an introduction of **Flat World Supply Chain** to the members of the **PHCC of Oklahoma**. **Flat World Supply Chain** is pleased to be partnering with your fine organization to provide transportation solutions and project management services to your membership. Difficult economic times often require creative and forward thinking actions, so we hope that you will find the information that we share below valuable and thought provoking.

Today’s challenging economic climate calls for all companies to take critical action to ensure their company’s future stability and growth. Many questions face companies today;

How do I reduce supply chain costs?

How do I complete current transportation related duties with less man power?

How can we be more productive and efficient?

How can I reduce my overall costs by taking control of my supply chain as far upstream as possible?

How can I reduce the cost of transporting my products to my customer, or to transport the materials that I need in order to complete a job?

**Scope** matters in any industry, and as a result, Flat World has been able to leverage our substantial collective freight spend in an effort to provide **PHCC** with competitive advantage over your larger competitors. The **Flat World** leadership team has more than 100 years of combined transportation/logistics experience, and what we’ve learned through this experience, allows us to impact your supply chain in a dramatic way; whether you need LTL transportation management, truckload brokerage, domestic or international freight forwarding, warehousing, project management, or return goods management.

**Choice** is critical to a cost effective, yet service sensitive supply chain. Utilizing a menu of carriers to attain optimum service performance, leveraging volume to ensure competitive prices, and optimizing multiple modes are all ways to better utilize your company’s resources. We know your time is valuable, so our personal service with dedicated account management, along with state of the art technology offers a more efficient way to manage any supply chain. Only "best in class" providers are utilized, so you can be confident in the value we provide to each client. Large enough to demand the best price/value combination, but still small enough to offer the customized services and the attention you deserve; that’s Flat World’s value proposition.



Flat World Supply Chain, LLC – 61 North Central – O’Fallon, MO 63366 – 636.474.6400


*Technology* applied properly within the supply chain can provide quantifiable results. Flat World utilizes a powerful Transportation Management System (TMS) called *Pipeline™*. *Pipeline™* allows you to manage your transportation more efficiently by consolidating multiple processes into one, easy to use tool that gives you the power that you desire at your fingertips. Imagine a system that can eliminate repetitive tasks and free up your team's valuable time to tackle more important issues. Pipeline™ offers a powerful, multi-carrier rating engine that allows you to utilize your chosen carrier group, while shopping each shipment for the best service-cost combination. Through *Pipeline™*, you can prepare bills of lading, schedule pick-ups electronically, track / trace, and view service-standards across your entire carrier base. *Pipeline™* uses an easy, icon based format while also providing a robust database and custom reporting functionality.

We'd like the opportunity to demonstrate the value of **Flat World Supply Chain** to your organization. If you'd like to experience business in a flat world, please complete the attached enrollment form and you'll soon be enjoying the benefits provided to you through our partnership with PHCC of Oklahoma.

Sincerely,

Kirk Ferrell – Managing Partner

Jeff Rothermich – Managing Partner



# PHCC Transportation Program Enrollment Form

**Company Name:** \_\_\_\_\_

**Address:** \_\_\_\_\_

**City:** \_\_\_\_\_

**ST:** \_\_\_\_\_

**Zip:** \_\_\_\_\_

**Person Enrolling:** \_\_\_\_\_

**Phone:** \_\_\_\_\_

**Fax:** \_\_\_\_\_

**E-mail Address:** \_\_\_\_\_

**Hours of Operation:**        \_\_:\_\_ AM to \_\_:\_\_ PM

**Typical handling units of items being shipped:**     Cartons     Pallets     Reels

**Would you like access to the *Pipeline*<sup>TM</sup> Transportation Management System (TMS)?**


Y     N

**What type of transportation/logistics needs do you have?**

- |   |   |
|---|---|
| <input type="checkbox"/> LTL Shipping       | <input type="checkbox"/> International Transportation |
| <input type="checkbox"/> Truckload Shipping | <input type="checkbox"/> Warehousing                  |
| <input type="checkbox"/> Project Management | <input type="checkbox"/> Return Goods Management      |

**Notes:**

Enrollment should be completed within 48 hours of enrollment form being received by Flat World Supply Chain



# PHCC Transportation Pricing

## YRC Inc.

- YRC Current Base Rates
- 80% Discount for Direct Shipments; 70% Discount for Non-Direct Shipments
- FAK 50 on actual CL.50 – CL.70
- FAK 70 on actual CL.85 – CL.92
- FAK 125 on actual CL.150 – CL.175
- Absolute Min Charge - \$75.00 for Direct Shipments; \$85.00 for Non-Direct Shipments
- Single Shipment Charge – Waived
- Notify prior to Delivery Charge- Waived
- Re-weigh & Inspection "Fee" – Waived
- Corrected Bill of Lading Charge - \$10.00/Shipment
- Limited Access Delivery (Residential, Construction Site, School) - \$25.00/Shipment
- Lift-gate Delivery Charge - \$50.00/Shipment

## USF Holland

- USF Corporation Current Base Rates
- 80% Discount for Direct Shipments; 70% Discount for Non-Direct Shipments
- FAK 50 on actual CL.50 – CL.70
- FAK 70 on actual CL.85 – CL.92
- FAK 125 on actual CL.150 – CL.175
- Absolute Min Charge - \$75.00 for Direct Shipments; \$85.00 for Non-Direct Shipments
- Single Shipment Charge – Waived
- Notify prior to Delivery Charge- Waived
- Re-weigh & Inspection "Fee" – Waived
- Corrected Bill of Lading Charge - \$10.00/Shipment
- Limited Access Delivery (Residential, Construction Site, School) - \$25.00/Shipment
- Lift-gate Delivery Charge - \$50.00/Shipment

## Roadrunner Transportation Services


- Roadrunner Current Base Rates
- 80% Discount for Direct Shipments; 70% Discount for Non-Direct Shipments
- FAK 50 on actual CL.50 – CL.70
- FAK 65 on actual CL.77 – CL.92
- FAK 85 on actual CL.100 – CL.125
- FAK 110 on actual CL.150 – CL.175
- Absolute Min Charge - \$85.00 for Direct Shipments; \$110.00 for Non-Direct Shipments
- Single Shipment Charge – Waived
- Notify prior to Delivery Charge- Waived
- Re-weigh & Inspection "Fee" – Waived
- Corrected Bill of Lading Charge - \$10.90/Shipment
- Limited Access Delivery (Residential, Construction Site, School) - \$3.00/CWT or \$60.00 Minimum Charge
- Lift-gate Delivery Charge - \$2.50/CWT or \$50.00 Minimum Charge

## USF Reddaway

- USF Corporation Current Base Rates
- 80% Discount for Direct Shipments; 70% Discount for Non-Direct Shipments
- FAK 50 on actual CL.50 – CL.70
- FAK 70 on actual CL.85 – CL.92
- FAK 125 on actual CL.150 – CL.175
- Absolute Min Charge - \$75.00 for Direct Shipments; \$85.00 for Non-Direct Shipments
- Single Shipment Charge – Waived
- Notify prior to Delivery Charge- Waived
- Re-weigh & Inspection "Fee" – Waived
- Corrected Bill of Lading Charge - \$10.00/Shipment
- Limited Access Delivery (Residential, Construction Site, School) - \$25.00/Shipment
- Lift-gate Delivery Charge - \$50.00/Shipment

## GENERAL PROVISIONS:

1. Governing rules tariff for each transportation provider will apply. Charges for terminal and special services, as well as exceptions to rules of governing classification, which is available upon request by sending an e-mail to [info@flatworldsc.com](mailto:info@flatworldsc.com) or accessing the Pipeline™ TMS system at <http://pipeline.flatworldsc.com/login.php>.
2. Applies only on shipments to/from PHCC Association members who are enrolled in the Flat World/PHCC Transportation Program.
3. Carrier liability regarding cargo claims will be limited to \$9.00 per pound or \$125,000.00 per shipment or part thereof, whichever is lower.
4. Although Reweigh and Inspection fees will not apply; charges resulting from changes to the weight or reclassification of the freight will apply



# Flat World Supply Chain Answers Team

## *Flat World Supply Chain*

---

- **Kirk Ferrell – Managing Partner**  
Office (636) 474.6400  
Fax (636) 474.6401  
Cell (636) 485.0107  
Email [Kirk@flatworldsc.com](mailto:Kirk@flatworldsc.com)
- **Jeff Rothermich – Managing Partner**  
Office (636) 474.6400  
Fax (636) 474.6401  
Cell (314) 283.1666  
Email [Jeff@flatworldsc.com](mailto:Jeff@flatworldsc.com)
- **Dave Barton – Managing Partner / Project Management**  
Contact: Dave Barton  
Office 800.690.7374  
Fax (636) 530.1215  
Cell (314) 486-2634  
[David@wwf-mgt.com](mailto:David@wwf-mgt.com)
- **Megan Reed – Accounting**  
Office (636) 474.6400  
Fax (636) 474.6401  
Email [Megan@flatworldsc.com](mailto:Megan@flatworldsc.com)
- **Tyson Neal – Mgr. Client Integration**  
Office (636) 474.6400  
Fax (636) 474.6401  
Email [Tyson@flatworldsc.com](mailto:Tyson@flatworldsc.com)
- **Truckload Brokerage**  
Office (636) 474.6400  
Fax (636) 474.6401  
[Truckloads@flatworldsc.com](mailto:Truckloads@flatworldsc.com)
- **Customer Service (7:30am – 6:00pm)**  
Office (636) 474.6400  
Fax (636) 474.6401  
[Pickups@flatworldsc.com](mailto:Pickups@flatworldsc.com) or  
[Info@flatworldsc.com](mailto:Info@flatworldsc.com)
- **Project Management**  
Contact: Dave Barton  
Office 800.690.7374  
Fax (636) 530.1215  
Cell (314) 486-2634  
[David@wwf-mat.com](mailto:David@wwf-mat.com)
- **International Freight Forwarding**  
Office (636) 474.6400  
Fax (636) 474.6401  
[Info@flatworldsc.com](mailto:Info@flatworldsc.com)